
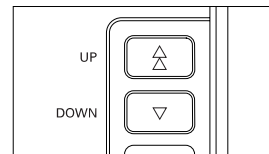



QUICK START

SETTING THE CLOCK & ALARM TIMES

1. Adjust control to **SET TIME**, **SET AL 1** or **SET AL 2** position.
2. Press ▲ or ▼ until the desired time appears.
3. Adjust control to **CLOCK** position.



TROUBLESHOOTING

Radio will not switch off / SLEEP time over but radio does not switch off

- Press **SLEEP OFF / REPEAT ALARM**. Wait 1 second. If the radio still won't switch off, press **RADIO ON / OFF**.

SLEEP does not function

- *Radio already in the ON position.* — Switch off the radio first, before setting **SLEEP**

